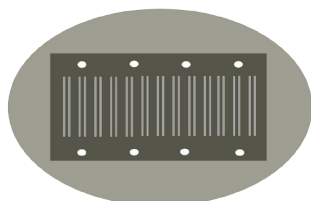


Istruzioni posa Gecoluce modello sormonto
Applicazione per pareti o piscine

Gecoluce pose instructions for protruding model
Application for walls and pools



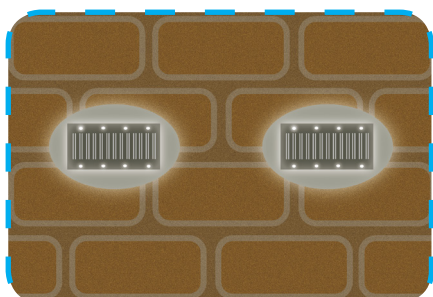
Geco-S
applicazione con colla

Geco-S
Glue application


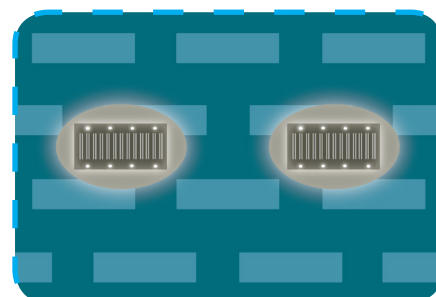


Porre la colla Kerakoll Nanosil sul retro del Geco
Seguire le istruzioni del produttore
Put Kerakoll Nanosil glue on the back of the Geco
Follow the manufacturer's instructions

Utilizzare il sigillante Multifiss per installazioni subacquee o in ambienti umidi
Use Multifiss sealant for underwater installations or in a wet locations



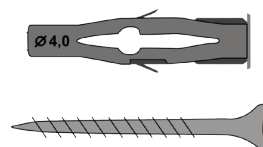
Montaggio ultimato
Completed mounting



Geco-S
applicazione con viti o tasselli per muratura

Geco-S
Application with wood screws or with masonry dowels

Fissare con viti da legno (4 mm) o con tasselli per muratura (5 mm)
Fix with wood screws (4 mm) or with masonry dowels (5mm)



Montaggio ultimato
Completed mounting

